


Google Drive Sign in Information

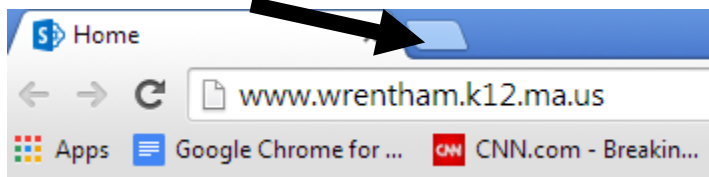
You can use any browser to sign in to Google Drive.

Type : <https://drive.google.com>

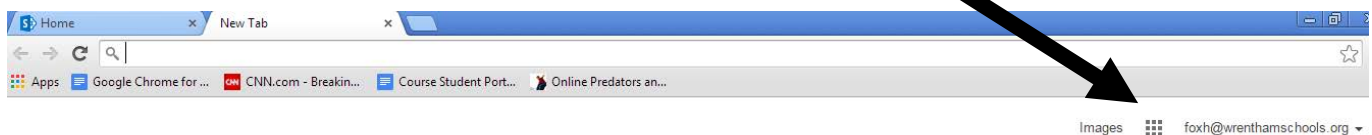


If you use the Google Chrome browser...


- Click on the Google Chrome icon 
- Click on a new tab

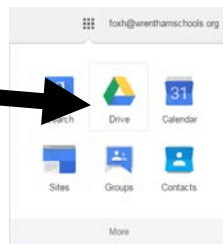


- Look on the top right for this "apps" symbol 



- Click on Drive 


Sign in to add another account



It's called the "Waffle."


1. Email: wp + first initial, middle initial, last initial + #
@wrenthamschools.org

2. Password: personal school password + 99

Example: Elizabeth Ann Smith

wpeas1@wrenthamschools.org

How do I get to Google Classroom?

Once you are in Google Drive, click on the apps symbol again. 

Click on More

Click on Google Classroom

